

Handwriting Workshop 2019

EYFS and KS1



Why cursive


- If cursive writing is taught from the start, only one style is needed.
- Letters are produced in a flowing movement, which helps the development of a physical memory of how each letter is written.
- Letters all start in the same place and flow from left to right, which reduces the likelihood of reversal mix-ups such as b/d and p/q.
- Because of the smooth flow, writing soon becomes quicker and easier.
- There is no messy transition stage when children move from print to a joined style.
- A cursive style of handwriting is recommended by the [British Dyslexia Association](#).



LO: I can retell a story
(start of year independent writing)

- ✓ Story in the right order ✓
- ✓ Time words ✓
- ✓ Capital letters ✓
- ✓ Full stops ✓
- ✓ Finger spaces ✓

9th September



It was a very hot day
then ^{Winnie} Winnie went to
the beach. and Winnie
went to a ~~big~~ ~~big~~ ~~big~~ ~~big~~ ~~big~~ ~~big~~
the sea the ^{tid} tide came
in the ^{broom} brum = ^{loa} loa + ^{sed} sea
way and she ^{super} super
Abcdabba but a ^{ser} ser
was in the way
and the ^{brum} brum
landed on a
^{whale} whale + the ^{day} day the
didn't work the ^{brum} brum
on its ^{back} back so the she
gets her ^{brum} brum stick
and she gets ^{brum} brum
TSES Abcdabba she
gets o ^{pool} pool.
11 (VF) read to TH

September 2016

Flying with the bit

I feel like I am a sandellion
going tick
As I soar I feel magical
extraordinary and
I say Hi to all the ^ggys.
I am soaring over the
biggest tree, over the
I can hear waves crashing
on to the bay.
I feel like the light of
the earth.

✓✓✓✓
X
XXXXXXX

June 2017

Dear Diary

Today four wild ducks locked me and my family out of the house. Dad told me to collect sticks, feathers and leaves so we could build a nest to sleep in. I tried to take big bites out of an apple but I only managed to take a few tiny bites. I flew down with my family. I looked through my bedroom window and I saw one duck playing with my favorite electronic train. I was furious! First the ducks locked me out of the house, now one's playing with my favorite electronic train. That night I went to bed starving. I wish I could have done something about it but I couldn't.

Phillip ✓

Cursive Handwriting

Developing a good grip

<https://www.youtube.com/watch?v=P-nvtjciHFM>



a b c d e


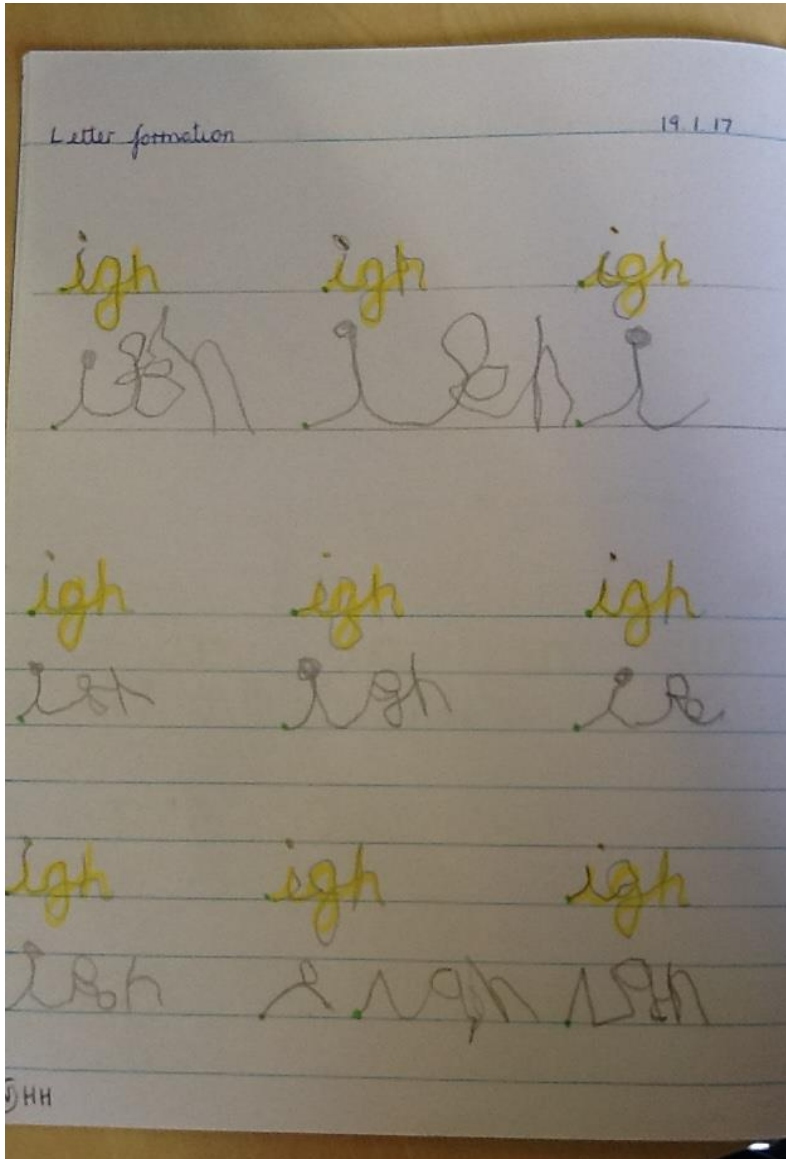
f g h i j k

l m n o p

q r s t u

v w x y z

Yellow Writing and Dough Disco



Tips and techniques

- Sit correctly
- All letters have a lead in and a lead out
- Numbers begin at the top
- All letters begin on the line
- Experiment using white boards and white board markers or try using felt tips



Advice for left handers

- Sit so the light comes over your right shoulder.
- Sit towards the right of the table
- Place the paper to your left side
- Hold your pencil a little further up the barrel so that you can see what you have written
- Long term, find pens that don't smudge.



References

Web site links

www.letterjoin.co.uk

www.sparklebox.co.uk

www.twinkl.co.uk/resources/letter-formation

